




SOUNDPROOFING OF THE CEILINGS

STRETCH CEILING FILLED WITH ULTRAKUSTIK GW-ECO

ULTRAKUSTIK GW-ECO





CONSTRUCTION THICKNESS  25 mm



When applied?

- For protection against the resonant effect that arises in the inter-ceiling space between the ceiling slab and the stretch ceiling canvas.

ULTRAKUSTIK GW-ECO Thermo-soundproofing mat

-  Soundproofing, sound-absorbing and heat-insulating properties
-  Fireproof material
-  Environmental friendliness
-  Easy installation



- 1 Ultrakustik GW-Eco, soundproofing mat sheet 7500x1200x25 mm average consumption per 1 m² = 0.11 pcs.



- 2 Dowel with Rondelle washer, for thermal insulation average consumption per 1 m² = 5 pcs.



- 3 Ultrakustik glue, 10 l canister average consumption per 1 m² = 1.25 l.



Approximate cost of the construction, based on m²

€/m²

INSTALLATION MANUAL

Ultrakustik GW-Eco mats are fixed to the rough-ceiling. Ultrakustik GW-Eco is mounted to brick and concrete bases with dowels.

To wooden bases and bases made of gypsum blocks, Ultrakustik GW-Eco is attached using washers for thermal insulation of the Rondelle type and self-tapping screws. The sheet is fixed along the length with a pitch of 600 mm.

A least 3 attachment points should be made across the canvas in each row. Sheets are joined closely without gaps.

The cut ends are to be glued with construction adhesive tape. Sections of the shell without filler are tucked on the back side.